

OVERVIEW OF DRIVE-IN RACKS

Drive-in racking creates a cost-effective, high density storage system that allows storage of pallets multiple positions deep, reducing the space required for aisles.

Drive-in racks are designed to store pallets in a different way than other racks. Horizontal planes are designed using rails that allow the pallet edges to be supported, while allowing clear tunnels to be created as each pallet is removed. This permits the forklift to penetrate into the racks further and further as the front pallets are picked.

There are two types of drive-in racks: drive-in and drive-thru. Drive-in racks either have a stopper at some point or are placed against a wall. Drive-thru racks allow the forklift to actually drive completely through the racks once enough pallets have been picked. There are specific reasons for designing each of these systems.

Drive-in racks are best for operations where there are larger numbers of pallets per sku. An ideal scenario would be a product that is made in a batch that has enough pallets to fill a bay. The pallets may then be picked as an entire batch, or individually, as needed. Ideally only one SKU is stored per bay.

ADVANTAGES OF DRIVE-IN RACK CONFIGURATION

- ◆ Highly efficient pallet storage,
- ◆ The number of aisles is greatly reduced resulting in greater space optimization,
- ◆ Load rails constructed of durable structural angle steel,
- ◆ Cost-effective storage strategy,
- ◆ Almost unlimited depth in terms of the number of pallets,
- ◆ No specialized MHE (forklifts) are required,
- ◆ Greater density than any other storage system.

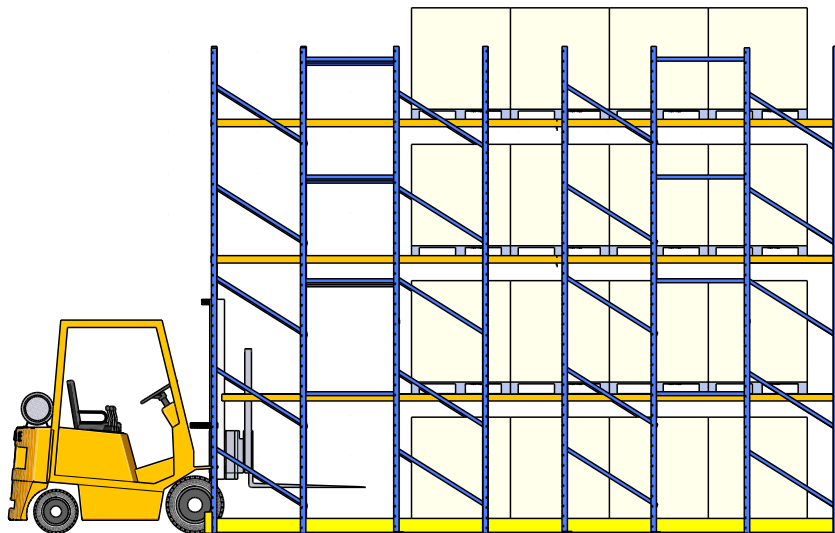


Drive-in racks are serviced by stand up "reach" trucks or many different types of three or four wheel "counterbalance" trucks.





STANDARD SIX DEEP DRIVE-IN CONFIGURATION

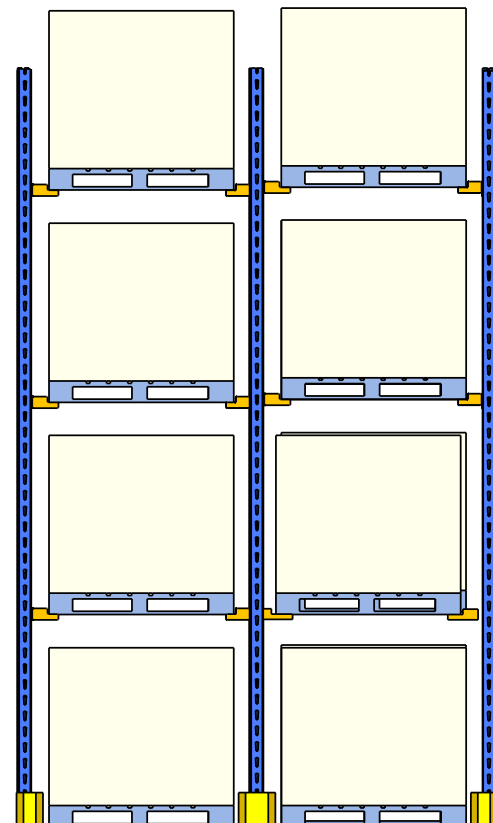


The depth of drive-in or drive-thru racks is highly variable, from two pallets up almost any depth, but usually not exceeding fifteen or twenty pallets.



DISADVANTAGES OF DRIVE-IN RACK CONFIGURATION

- ◆ Lowest selectivity of any storage system,
- ◆ Lift trucks may damage racks if guide rails are not installed along the floor or attached to the tunnel sides,
- ◆ It is a LIFO system, not well adapted to stock rotation,
- ◆ Typically only 60 - 70% of the storage capacity is used at any given time,
- ◆ It is substantially more expensive than standard selective racks,
- ◆ It is custom designed to your application, and therefore has almost no resale value when it is being disposed of, except for scrap metal.



**FRONT VIEW OF A TYPICAL
DRIVE-IN RACK**



MERITON PLANNING SERVICES

Deciding whether VNA is the answer to your space requirement may require the help of expert planning consultants. Meriton draws on many years of experience in storage system planning to help our clients plan their next move, upgrade or reorganization. Our technical service reps are highly qualified for meeting clients in their facility and going over their needs. They bring back the data our planning department needs to do the analysis required in each situation.

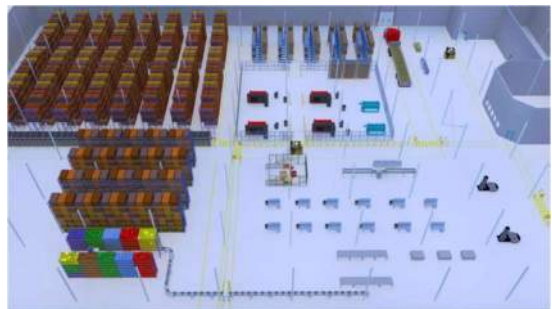

Meeting a Meriton technical rep is the first step in analyzing if the VNA storage system is appropriate for your needs.

YOUR BUILDING, YOUR OPERATION, YOUR GOALS

Meriton will take your building plans, the data behind your storage and material handling needs, and your objectives for growth and operational efficiency. Our storage system experts will do an in-depth study to determine what the best solution, keeping in mind your medium to long term goals.

Our recommendation will give not only the information needed to build your business case, but will also provide a road map to reach the next milestones in your journey.

Look to Meriton as your partner in reaching your strategic growth objectives.



**WHERE OUR NUMBER ONE GOAL IS TO
FIT THE MAXIMUM NUMBER OF PALLETS
INTO YOUR WAREHOUSE.**

**MERITON**
Industries**1-514-457-5358 / 1-800-465-3695**info@meritonindustries.comwww.meritonindustries.com